

Design/System/Construction/Assembly Usage Disclaimer

- Authorities Having Jurisdiction should be consulted in all cases as to the particular requirements covering the installation and use of UL Certified products, equipment, system, devices, and materials.
- Authorities Having Jurisdiction should be consulted before construction.
- Fire resistance assemblies and products are developed by the design submitter and have been investigated by UL for compliance with applicable requirements. The published information cannot always address every construction nuance encountered in the field.
- When field issues arise, it is recommended the first contact for assistance be the technical service staff provided by the product manufacturer noted for the design. Users of fire resistance assemblies are advised to consult the general Guide Information for each product category and each group of assemblies. The Guide Information includes specifics concerning alternate materials and alternate methods of construction.
- Only products which bear UL's Mark are considered Certified.

BXUV - Fire Resistance Ratings - ANSI/UL 263 Certified for United States

BXUV7 - Fire Resistance Ratings - CAN/ULC-S101 Certified for Canada

[See General Information for Fire-resistance Ratings - ANSI/UL 263 Certified for United States Design Criteria and Allowable Variances](#)

[See General Information for Fire Resistance Ratings - CAN/ULC-S101 Certified for Canada Design Criteria and Allowable Variances](#)

Design No. U919

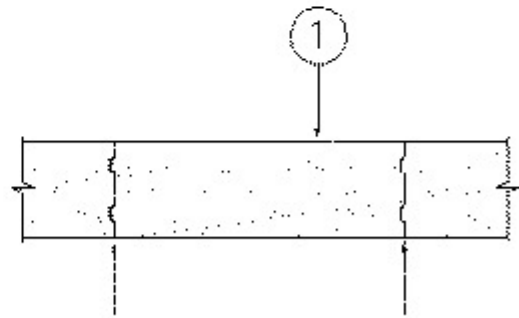
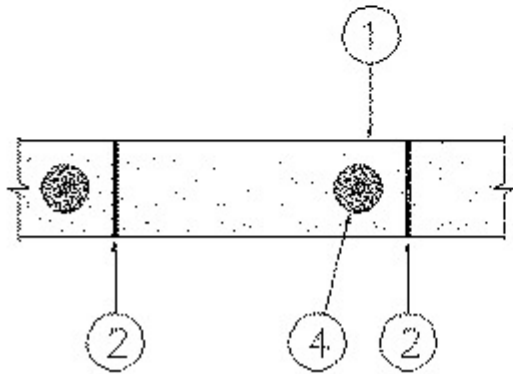
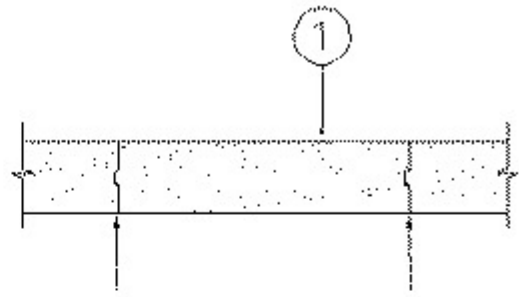
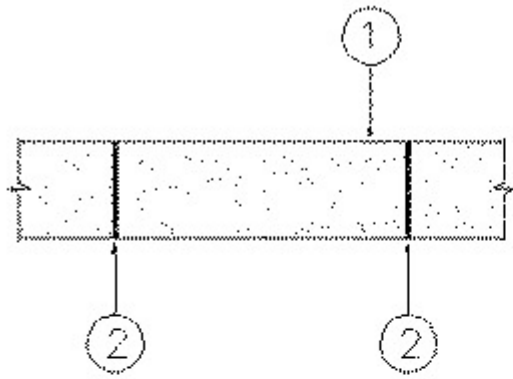
January 19, 2021

Bearing Wall Rating — 2-1/2, 3 and 4 Hr (See Items 1 and 4)

Nonbearing Wall Rating — 2, 2-1/2, 3 and 4 Hr (See Items 1 and 4)

This design was evaluated using a load design method other than the Limit States Design Method (e.g., Working Stress Design Method). For jurisdictions employing the Limit States Design Method, such as Canada, a load restriction factor shall be used — See Guide BXUV or BXUV7

*** Indicates such products shall bear the UL or cUL Certification Mark for jurisdictions employing the UL or cUL Certification (such as Canada), respectively.**



1. Precast Autoclaved Aerated Concrete Blocks — Min 4 in. thick by min 7-7/8 in. high by min 23-5/8 in. long blocks for use in 4 hr nonbearing wall assemblies. Min 6 in. thick by min 7-7/8 in. high by min 23-5/8 in. long blocks for use in 4 hr bearing wall assemblies. Min 3 in. thick by min 7-7/8 in. high by min 23-5/8 in. long blocks for use in 2 hr nonbearing wall assemblies. See Item 4 for minimum block thickness when cores are present.

AERCON FLORIDA L L C — AC-2, AC-4, AC-6

LITECRETE, S.A. DE C.V. — AAC -2 , AAC-4, AAC-6

2. Thin Bed Mortar — Blocks laid in a ANSI A118.4 Latex/Portland cement thin bed mortar installed with vertical joints staggered. Thin bed mortar is optional in 8 in. thick blocks with tongue and groove joints for nonbearing walls.

3. Precast Autoclaved Aerated Concrete Lintel (Not Shown)* — Min 6 in. thick lintel for use in bearing and nonbearing wall assemblies.

AERCON FLORIDA L L C

LITECRETE, S.A. DE C.V.

4. Core — (Optional) As an option, the blocks may have one or two cores as specified below with a max. #7 (7/8 in.) rebar and filled with ASTM C404 grout. Where two cores are specified, the minimum distance from center to center of the cores shall be twice the core diameter.

Maximum Core Diameter	Maximum Number of Cores per Block	Minimum Block Thickness	Bearing Wall Rating, Hr	Nonbearing Wall Rating, Hr
4 in.	2	8 in.	4	4
4 in.	2	7 in.	3	3
3.54 in. (90 mm)	2	6 in.	2-1/2	2-1/2

*** Indicates such products shall bear the UL or cUL Certification Mark for jurisdictions employing the UL or cUL Certification (such as Canada), respectively.**

Last Updated on 2021-01-19

The appearance of a company's name or product in this database does not in itself assure that products so identified have been manufactured under UL Solutions' Follow - Up Service. Only those products bearing the UL Mark should be considered to be Certified and covered under UL Solutions' Follow - Up Service. Always look for the Mark on the product.

UL Solutions permits the reproduction of the material contained in Product iQ subject to the following conditions: 1. The Guide Information, Assemblies, Constructions, Designs, Systems, and/or Certifications (files) must be presented in their entirety and in a non-misleading manner, without any manipulation of the data (or drawings). 2. The statement "Reprinted from Product iQ with permission from UL Solutions" must appear adjacent to the extracted material. In addition, the reprinted material must include a copyright notice in the following format: "©2023 UL LLC."